



On your way to an international
PhD in palliative care

A Marie Curie Initial Training Network
funded by the European Commission




Palliative care in Central and Eastern Europe *provision and challenges*

October 19, 2012, Ghent

2nd International Seminar of the PRC / EAPC RN

Martin Loučka

The International Observatory on End-of-Life Care



IRCCS AOU San Martino - IST



Palliative care in Central and Eastern Europe

- What do we know?
- How do we know?



What do we know?

Country	Population in million (2000) ²⁴	Number of beds	Ratio of beds to population	Beds per 1 million inhabitants
UK	58.689	3.195	1: 18.369	54.44
Norway	4.473	190	1: 23.542	42.51
Netherlands	15.898	590	1: 26.946	37.11
Italy	57.536	2.133	1: 26.974	37.07
Poland	38.671	1.268	1: 30.498	32.79
Austria	8.102	190	1: 42.742	23.46
Germany	82.282	1.788	1: 46.019	21.73
Latvia	2.373	50	1: 47.460	21.09
Czech Rep.	10.269	185	1: 55.508	18.01
France	59.296	772	1: 76.808	13.02
Denmark	5.322	65	1: 81.877	12.22
Estonia	1.367	16	1: 85.438	11.70
Hungary	10.012	106	1: 94.452	10.59
Ukraine	49.688	500	1: 99.376	10.06
Slovakia	5.391	54	1: 99.833	10.02
Lithuania	3.501	30	1: 116.700	8.57
Total	412.870	11.132	1:37.089	26.96

Gronemeyer et al.
(2004)

PC beds per 1 million
inhabitants

WE 31.23

EE 16.69

What do we know?

“... because of financial problems and political changes that resulted in inconsistent public health policy, the progress of palliative care in CEE/CIS remained ‘very slow’.”

(WPCA, 2011)

What do we know?

- **Four significant barriers to the development of PC in CEE/CIS**
 - financial and material resources
 - problems relating to opioid availability
 - lack of public awareness and government recognition of palliative care as a field of specialization
 - lack of palliative care education and training programs

EAPC Task Force for the Development of Palliative Care in Europe
Lynch et al. (2009), *JPSM*, 37 (3)

What do we know?

- Most of countries are members of the EAPC
- CZ, HUN, LIT, ROM, CRO signed the Budapest Commitments

Palliative care provision (2003/2012)

country	Inpatient	Home care	Hospital units
Bulgaria	1/16*	21/25*	-
the Czech Republic	6/15	3/24	1/3
Latvia	1/3*	3/3*	1/6*
Lithuania	1/1	5/3*	0/7*
Slovakia	0/16	2/12	2/1

* situation in 2006

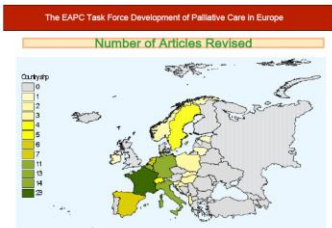

How do we know?



Mapping levels of palliative care
development: a global update 2011



International Observatory
on End of Life Care



How do we know?

- Inconsistent results

	WPCA (2011)	The Economist (2010)
South Africa	4a	30th of 40 (3.8 of 10)
Uganda	4b	39th of 40 (2.1 of 10)
Greece	3a	29th of 40 (4.0 of 10)
Czech Republic	3b	21st of 40 (5.2 of 10)



- Unclear methodology and terminology
- Out-of-date
- Based on information provided by experts

Future directions

- Use of a single, previously published protocol

- **International Minimum Data Set**

Casarett, D., Teno, J., Higginson, I. (2006). How Should Nations Measure the Quality of End-of-Life Care for Older Adults? Recommendations for an International Minimum Data Set. *Journal of the American Geriatrics Society* **54 (11): 1765-1771.**

- Administrative / payment records
- Hospice and palliative care providers
- Retrospective assessments of end-of-life care
- Population survey data

- Primary data needed

- International collaboration
- EAPC in Prague 2013

Thank you!

Acknowledgment:

Prof Sheila Payne

Dr Sarah Brearley

EURO IMPACT, European Intersectorial and Multidisciplinary Palliative Care Research Training, is funded by the European Union Seventh Framework Programme (FP7/2007-2013, under grant agreement nr [264697]).