

Erasmus MC

Universitair Medisch Centrum Rotterdam



End-of-life decision making in Europe

Agnes van der Heide MD, PhD

Dept of Public Health, Erasmus MC

Rotterdam

The Netherlands

Erasmus MC

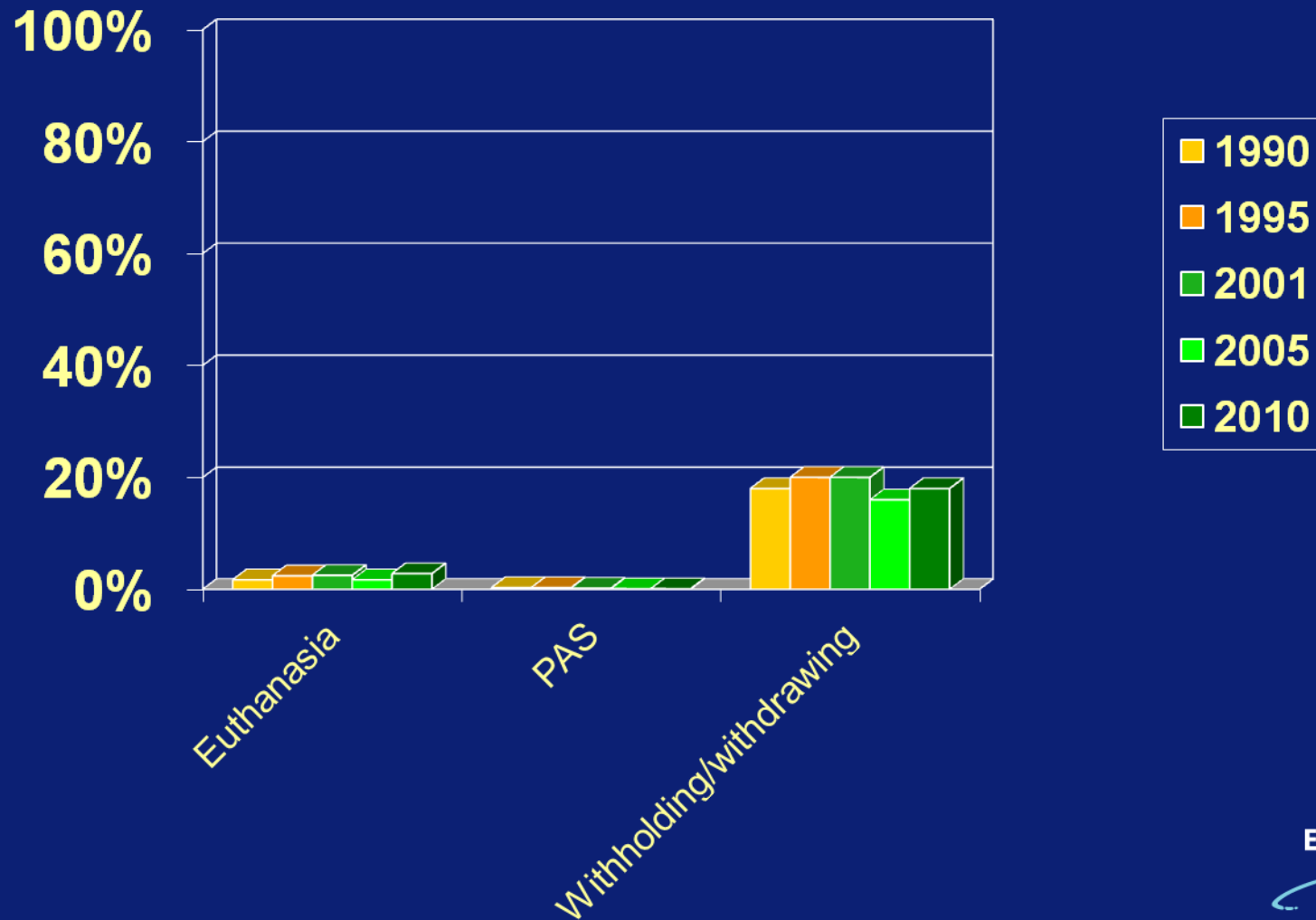
Universitair Medisch Centrum Rotterdam



End-of-life decision making practices in Europe



Frequency of end-of-life decisions in the Netherlands



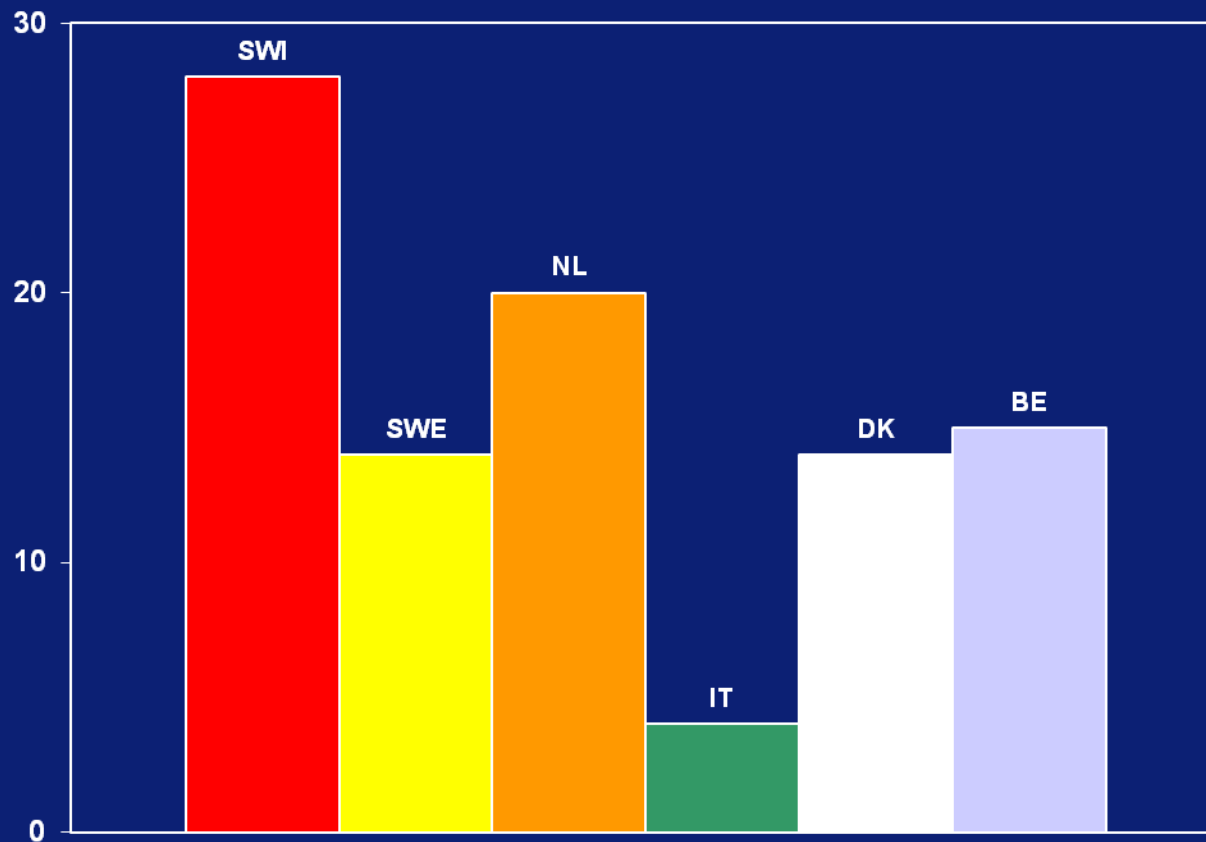
EURELD study 2001

Questionnaire study about
over 20000 deaths in
6 European countries



Eureld study

Non-treatment decisions (%)



Other studies

UK: Seale, 2009

2004: 30.3%

2007-2008: 21.8%

Germany: Schildmann et al, 2010

2009: 69.1%

Belgium: Bilsen et al, 2009

2007: 17,4%

Netherlands: Onwuteaka-Philipsen et al, 2012

2005 18%

2010 16%

Types of treatment

	BE	DK	IT	NL	SWE	SWI	ALL
Medication	42	54	33	38	37	48	44
Hydration/ nutrition	20	14	38	25	30	18	22
Respiration	9	6	3	7	7	4	6
Oncotherapy	10	2	5	4	4	7	6
Surgery	6	5	2	4	7	7	6
Dialysis	3	2	3	2	4	2	3
General	11	18	16	19	10	14	15

Shortening of life estimated > 1 month

	BE	DK	IT	NL	SWE	SWI	ALL
Medication	5	4	2	7	0	9	6
Hydration/ nutrition	7	8	0	10	0	2	5
Respiration	8	0		3	0	0	2
Oncotherapy	20			10	21	12	14
Surgery	22	13		19	0	9	12
Dialysis	18			38	22	25	25
General	7	1	3	11	3	9	6
Total	9	5	3	10	2	8	7

Decision discussed with patient or relatives

	BE	DK	IT	NL	SWE	SWI	ALL
Medication	85	66	57	95	67	82	80
Hydration/ nutrition	85	81	75	94	70	82	83
Respiration	77	80		94	79	73	81
Oncotherapy	88	74		99	84	90	89
Surgery	91	86		90	66	85	84
Dialysis	100	91		97	80	97	93
General	82	71	74	95	54	78	79
Total	85	72	68	95	69	82	82

Issues in end-of-life decision making

Communication, open versus closed awareness

'Overtreatment'

Patient-centred care

Role of family

Cost-effectiveness considerations

Cultural aspects

Palliative care

=

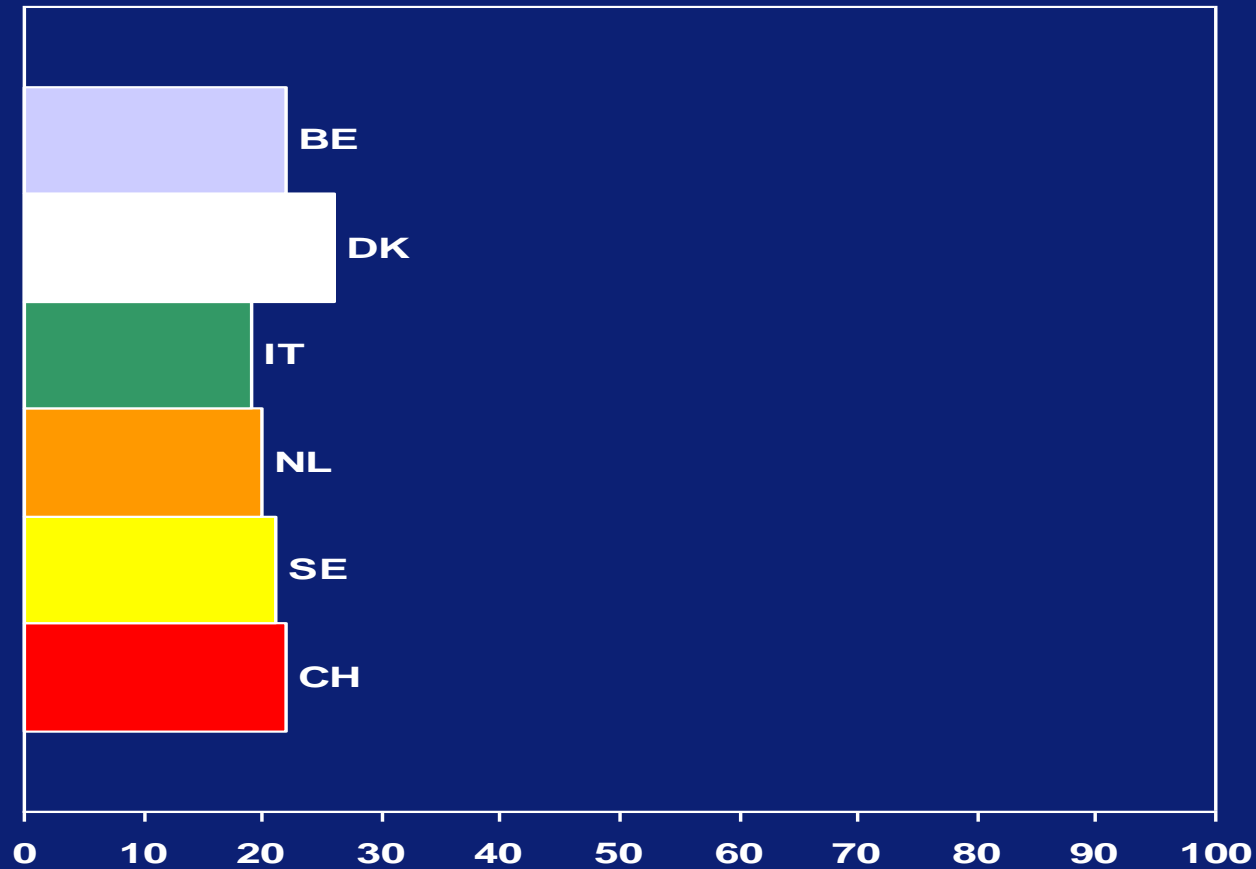
doing the right things

AND

forgoing the right things

Eureld study

Alleviation of pain and symptoms (%)



Eureld study

Physician-assisted death(%)

